

**GENERAL DESCRIPTION**

The Five-Year CIP is a systematically developed plan for the identification of the financing and acquisition of various public improvements over a period of five years. It is predicated on an in-depth understanding of community needs and financial resources available. The basic source data used in the development of CIP, in terms of selecting projects and establishing priorities, is the Comprehensive Plan, City Commission's Vision Planning, the Strategic Plan, and input from City departments. In this regard, the CIP must complement and support the capital improvement element of the Comprehensive Plan. However, unlike the capital improvement element, the CIP includes various other capital projects and equipment acquisition.

**RELATIONSHIP TO THE OPERATING BUDGET**

The capital improvements budget, unlike the operating budget, is a five-year plan which is updated annually. Only those projects scheduled during the first year of the plan will be funded and adopted as part of the City's Annual Budget.

**PURPOSE**

The purpose of the CIP is primarily as a planning document to alert the City of upcoming large financing requirements for needed public improvements and to develop financing strategies for their accomplishment. The impact on operations is also an important factor in that any increases to operating costs must be covered by that fiscal year's anticipated operating revenues.

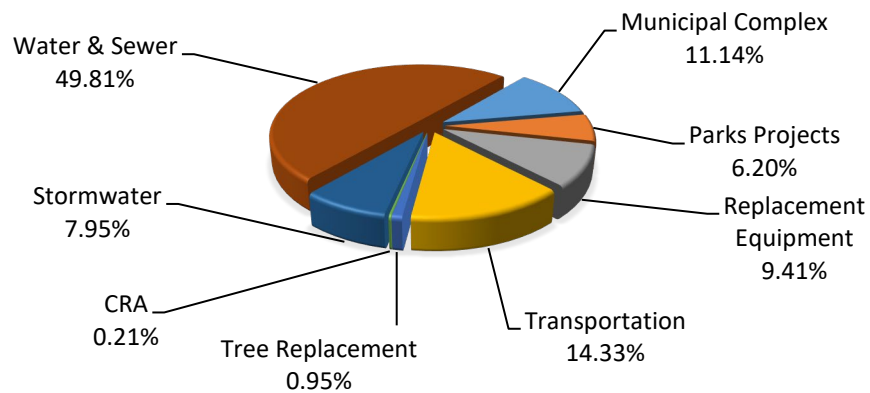
**PROCESS**

The compilation stage of the CIP is targeted to be completed during the FY 22/23 budget process to begin the discussion stage of the CIP process. The length of the process is designed to allow time to draft the CIP so that operating impacts are known and included in the proposed operating budget, but allows time to be able to review the operating budget priorities and weigh those against the funding needs of the projects prior to making the final decisions on the CIP.

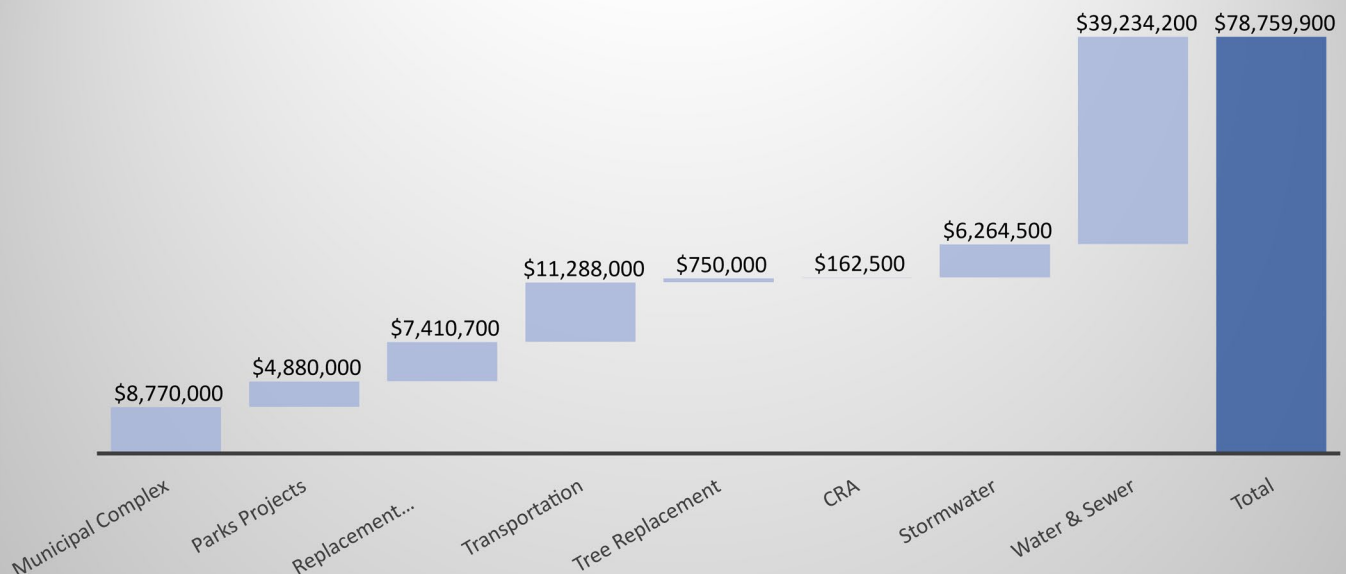
**5-YEAR CIP BY FUND**

<b>FUND</b>	<b>FY22-23</b>	<b>FY23-24</b>	<b>FY24-25</b>	<b>FY25-26</b>	<b>FY26-27</b>	<b>Total</b>
Municipal Complex	\$ 20,000	\$ 7,250,000	\$ 500,000	\$ 500,000	\$ 500,000	\$ 8,770,000
Parks Projects	3,120,000	615,000	340,000	755,000	50,000	4,880,000
Replacement Equipment	2,586,500	2,045,200	1,429,000	0	1,350,000	7,410,700
Transportation	2,904,000	4,334,000	1,350,000	1,350,000	1,350,000	11,288,000
Tree Replacement	150,000	150,000	150,000	150,000	150,000	750,000
CRA	162,500	0	0	0	0	162,500
Stormwater	2,209,500	1,707,000	613,000	945,000	790,000	6,264,500
Water & Sewer	16,278,200	4,855,000	3,527,000	7,772,000	6,802,000	39,234,200
<b>Total</b>	<b>\$ 27,430,700</b>	<b>\$ 20,956,200</b>	<b>\$ 7,909,000</b>	<b>\$ 11,472,000</b>	<b>\$ 10,992,000</b>	<b>\$ 78,759,900</b>

**5-YEAR CIP BY FUND**  
2022-23 THROUGH 2026-27



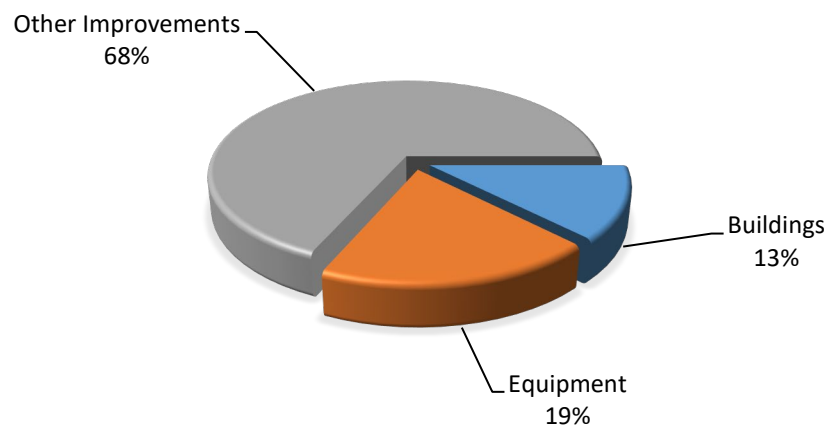
**5-Year CIP by Fund**  
2022-23 through 2026-27



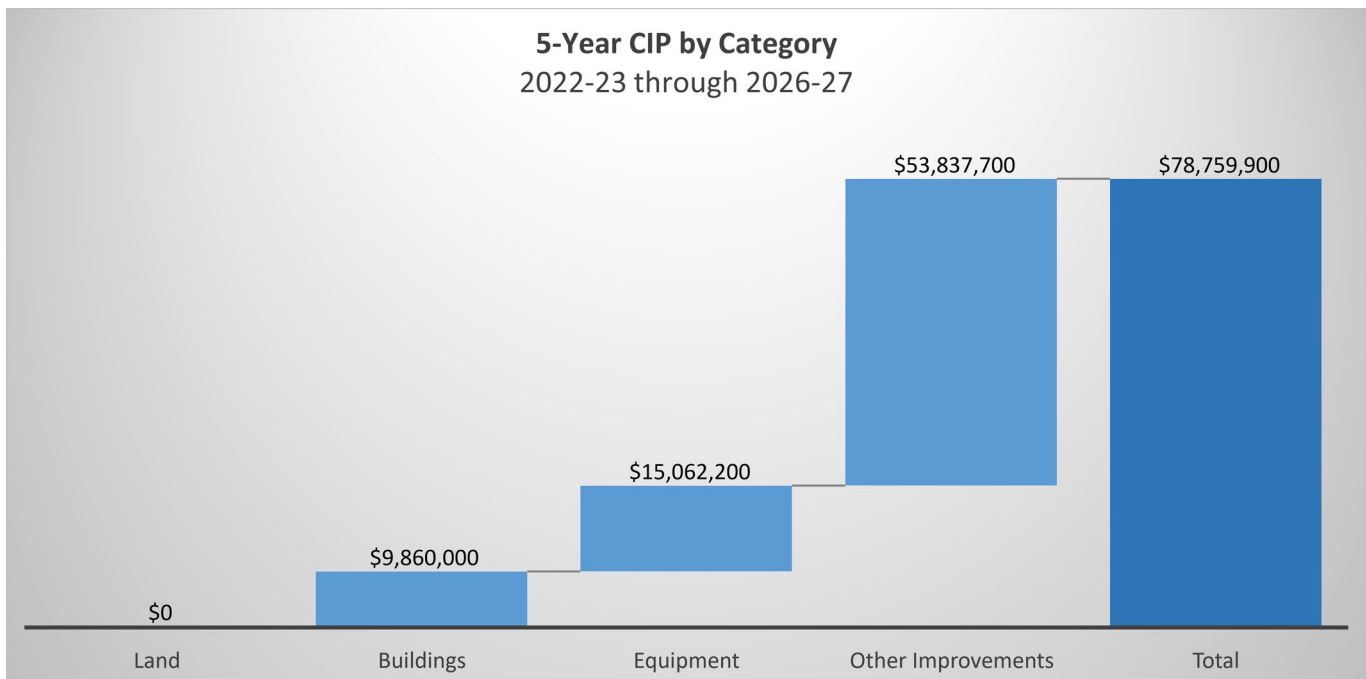
**5-YEAR CIP BY CATEGORY**

	General Governmental Fund	Transportation Fund	Tree Replacement Fund	Community Redevelopment Area Fund	Stormwater Fund	Water & Sewer Fund	Total
Land	\$ 0	\$ 0	\$ 0	\$ 0	\$ 0	\$ 0	\$ 0
Buildings	9,860,000	0	0	0	0	0	9,860,000
Equipment	7,410,700	0	0	0	2,114,500	5,537,000	15,062,200
Other Improvements	3,790,000	11,288,000	750,000	162,500	4,150,000	33,697,200	53,837,700
<b>Total</b>	<b>\$ 21,060,700</b>	<b>\$ 11,288,000</b>	<b>\$ 750,000</b>	<b>\$ 162,500</b>	<b>\$ 6,264,500</b>	<b>\$ 39,234,200</b>	<b>\$ 78,759,900</b>

**5-YEAR CIP BY CATEGORY**  
2022-23 THROUGH 2026-27

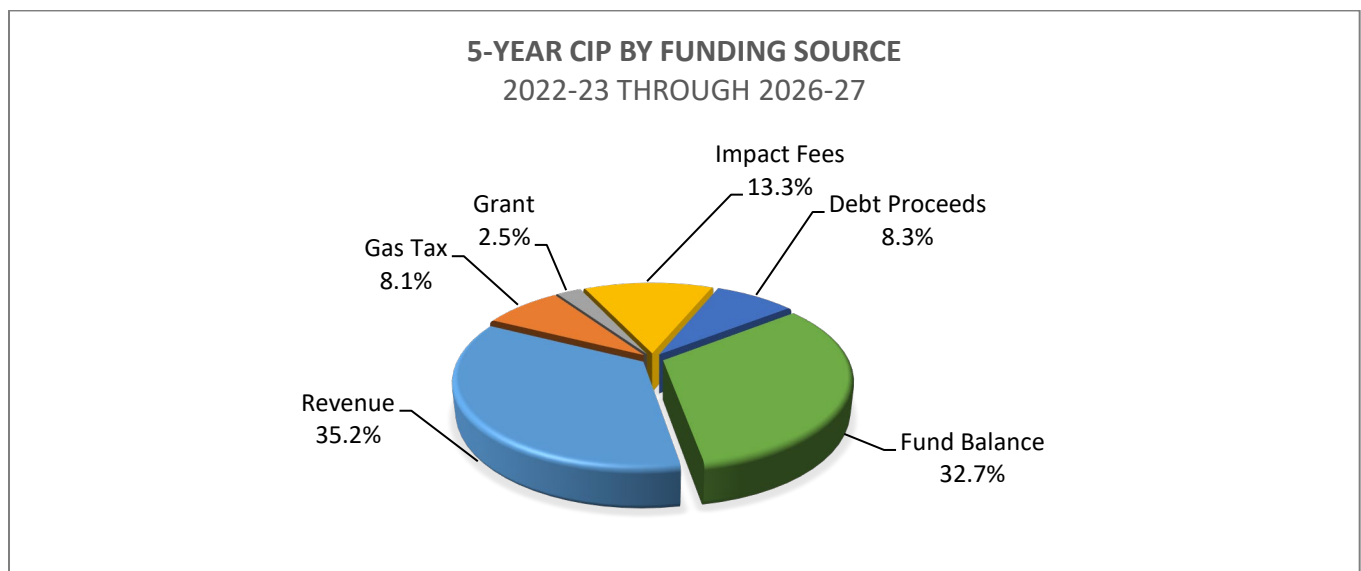
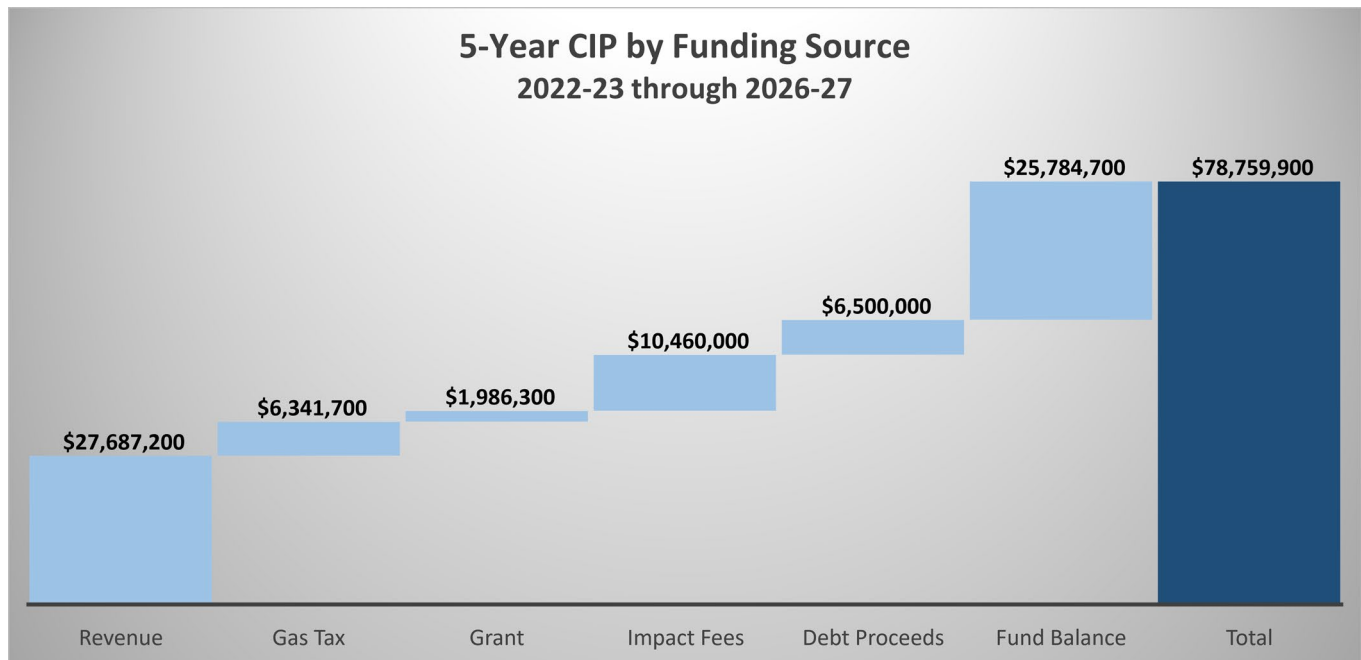


**5-Year CIP by Category**  
2022-23 through 2026-27



**5-YEAR CIP BY FUNDING SOURCE**

	General		Tree		Community			
	Governmental	Transportation	Replacement	Redevelopment	Stormwater	Water & Sewer		
SOURCE	Fund	Fund	Fund	Area Fund	Fund	Fund		Total
Revenue	\$ 4,586,100	\$ 0	\$ 250,000	\$ 162,500	\$ 2,444,500	\$ 20,244,100		\$ 27,687,200
Gas Tax	0	6,341,700	0	0	0	0		6,341,700
Grant	0	1,986,300	0	0	0	0		1,986,300
Impact Fees	0	2,960,000	0	0	0	7,500,000		10,460,000
Debt Proceeds	6,500,000	0	0	0	0	0		6,500,000
Fund Balance	9,974,600	0	500,000	0	3,820,000	11,490,100		25,784,700
<b>Total</b>	<b>\$ 21,060,700</b>	<b>\$ 11,288,000</b>	<b>\$ 750,000</b>	<b>\$ 162,500</b>	<b>\$ 6,264,500</b>	<b>\$ 39,234,200</b>		<b>\$ 78,759,900</b>



**GENERAL GOVERNMENTAL FUND 5-YEAR CIP**

PROJECT DESCRIPTION	FY22-23 PLANNED	FY23-24 PLANNED	FY24-25 PLANNED	FY25-26 PLANNED	FY26-27 PLANNED	TOTAL
<b>General Government</b>						
City Hall Improvements	20,000					20,000
NEW ANIMAL CONTROL TRUCK	65,000					65,000
Replace Ford Explorer #1315	32,000					32,000
TV Cameras for Commission Chamber	35,000					35,000
New Microphones for Commission Chamber	45,000					45,000
Assisted Listening System/Commission Chamber	6,500					6,500
New Video DSLR Camera	8,500					8,500
New Plotter	8,000					8,000
Finger Print Machine	10,000					10,000
Replace existing scanner	12,600					12,600
New Vehicle (Ford Explorer)	32,000					32,000
Printer Replacement	70,000					70,000
<b>General Government Total</b>	<b>\$344,600</b>	<b>\$0</b>	<b>\$0</b>	<b>\$0</b>	<b>\$0</b>	<b>\$344,600</b>
<b>Information Technology</b>						
EAM Software and Implementation	110,000					\$110,000
Disaster recovery appliance	70,000					70,000
Server Blade Replacements	15,000					15,000
DR Storage Appliance	50,000					50,000
Fiber Initiative and Road Conduits	100,000					100,000
Replacement IP Cameras	4,000					4,000
Network Switch Replacements	10,000					10,000
New/Replacement PC's - Tablets - Laptops	19,000					19,000
New/Replacement Computers	37,400					37,400
Replacement IP Phones	5,000					5,000
Cisco Call center upgrade	30,000					30,000
<b>Information Technology Total</b>	<b>450,400</b>	<b>\$0</b>	<b>\$0</b>	<b>\$0</b>	<b>\$0</b>	<b>\$450,400</b>
<b>Public Safety</b>						
Vehicle Storage Area		250,000				\$250,000
Fire Training Grounds		500,000	500,000	500,000	500,000	2,000,000
New Fire Station		6,500,000				6,500,000
New Administration Vehicle	60,000					60,000
Replacement Administration Vehicle		180,000	140,000			320,000
AED Replacement			24,000			24,000
EMS Mobile Communication Devices (if needed)			40,000			40,000
Replacement of Operations Vehicle (FD-1220)	75,000	65,000				140,000
Solo Rescue Self Contained Breathing Apparatus (SCBA) Washer (2)	90,000					90,000
Replacement of Ballistic Vests		100,000				100,000
SimMan mannequin replacement		120,000				120,000
Autopulse platform replacement		255,200				255,200
MSA Lunar Upgrade	200,000					200,000
Replacement Fire Engine FD-0655 (fully equipped)	800,000		825,000		900,000	2,525,000
New Transport Vehicle	400,000		400,000		450,000	1,250,000
Replacement of physical fitness equipment (per CBA)	22,500					22,500
Replace station alerting system		100,000				100,000
Opticom upgrades - additional intersections		150,000				150,000
Fire Training Simulator Replacement		100,000				100,000
Replacement Fire Engine		975,000				975,000
<b>Public Safety Total</b>	<b>\$1,647,500</b>	<b>\$9,295,200</b>	<b>\$1,929,000</b>	<b>\$500,000</b>	<b>\$1,850,000</b>	<b>\$15,221,700</b>
<b>Public Works</b>						
Sign reflectometer	10,000					\$10,000
7' x 12' Utility Trailer with Sides (Event MOT)	5,000					5,000
Truck, Dump 10yd 6x4 MDL#7500	140,000					140,000
Central machinery plate compactor	2,000					2,000
Refrigerant RRR machine - 1234YF Refrigerant	7,000					7,000
<b>Public Works Total</b>	<b>164,000</b>	<b>\$0</b>	<b>\$0</b>	<b>\$0</b>	<b>\$0</b>	<b>\$164,000</b>

PROJECT DESCRIPTION	FY22-23 PLANNED	FY23-24 PLANNED	FY24-25 PLANNED	FY25-26 PLANNED	FY26-27 PLANNED	TOTAL
<b>Culture &amp; Recreation</b>						
Lakeshore Improvements		120,000				120,000
Park Projects Improvements	3,000,000					3,000,000
ADA connectivity at all parks (Excl. Firefighter's park)		50,000	50,000	50,000	50,000	200,000
New pavilion at Dwight Hawkins Park	50,000					50,000
Replace wooden perimeter fence at Timber Ridge Park	70,000					70,000
Replace wooden perimeter fence at Festival Park		25,000				25,000
New pavilions at Festival Park		75,000				75,000
Replace basketball court at Harris Saxon		75,000				75,000
New restroom at Skate Park		135,000				135,000
New restroom at Timber Ridge Park		135,000				135,000
Replace basketball court at Skate Park			75,000			75,000
New pavilions at Harris Saxon Park			80,000			80,000
New restroom at Dupont Lakes Park			135,000			135,000
New pavilion at Tom Hoffman				45,000		45,000
New restroom at Tom Hoffman Park				135,000		135,000
New restroom at Festival Park				150,000		150,000
New restroom at Harris Saxon				150,000		150,000
Replace basketball and tennis courts at Wes Crile park				225,000		225,000
<b>Culture &amp; Recreation Total</b>	<b>\$3,120,000</b>	<b>\$615,000</b>	<b>\$340,000</b>	<b>\$755,000</b>	<b>\$50,000</b>	<b>\$4,880,000</b>

**General Fund 5-Year CIP by Department**

	FY22-23 BUDGET	FY23-24 PLANNED	FY24-25 PLANNED	FY25-26 PLANNED	FY26-27 PLANNED	TOTAL
General Government	\$344,600	\$0	\$0	\$0	\$0	\$344,600
Information Technology	450,400	0	0	0	0	450,400
Public Safety	1,647,500	9,295,200	1,929,000	500,000	1,850,000	15,221,700
Public Works	164,000	0	0	0	0	164,000
Culture & Recreation	3,120,000	615,000	340,000	755,000	50,000	4,880,000
<b>Total</b>	<b>\$5,726,500</b>	<b>\$9,910,200</b>	<b>\$2,269,000</b>	<b>\$1,255,000</b>	<b>\$1,900,000</b>	<b>\$21,060,700</b>

**General Fund 5-Year CIP Funding Source**

	FY22-23 BUDGET	FY23-24 PLANNED	FY24-25 PLANNED	FY25-26 PLANNED	FY26-27 PLANNED	TOTAL
Revenue	\$1,061,900	\$1,820,200	\$704,000	\$500,000	\$500,000	\$4,586,100
Grant	0	0	0	0	0	0
Impact Fees	0	0	0	0	0	0
Debt Proceeds	0	6,500,000	0	0	0	6,500,000
Unfunded	0	0	0	0	0	0
Fund Balance	4,664,600	1,590,000	1,565,000	755,000	1,400,000	9,974,600
<b>Total</b>	<b>\$5,726,500</b>	<b>\$9,910,200</b>	<b>\$2,269,000</b>	<b>\$1,255,000</b>	<b>\$1,900,000</b>	<b>\$21,060,700</b>

**General Fund 5-Year CIP Estimated Operating Expenditure**

	FY22-23 BUDGET	FY23-24 PLANNED	FY24-25 PLANNED	FY25-26 PLANNED	FY26-27 PLANNED	TOTAL
General Government	\$17,200	\$0	\$0	\$0	\$0	\$17,200
Information Technology	4,500	0	0	0	0	4,500
Public Safety	82,400	464,800	96,500	25,000	92,500	761,200
Public Works	1,600	0	0	0	0	1,600
Culture & Recreation	31,200	6,200	3,400	7,600	500	48,900
<b>Total</b>	<b>\$136,900</b>	<b>\$471,000</b>	<b>\$99,900</b>	<b>\$32,600</b>	<b>\$93,000</b>	<b>\$833,400</b>

**General Fund 5-Year CIP by Category**

	FY22-23 BUDGET	FY23-24 PLANNED	FY24-25 PLANNED	FY25-26 PLANNED	FY26-27 PLANNED	TOTAL
Land	\$0	\$0	\$0	\$0	\$0	\$0
Buildings	70,000	7,595,000	715,000	980,000	500,000	9,860,000
Equipment	2,586,500	2,045,200	1,429,000	0	1,350,000	7,410,700
Other Improvements	3,070,000	270,000	125,000	275,000	50,000	3,790,000
<b>Total</b>	<b>\$5,726,500</b>	<b>\$9,910,200</b>	<b>\$2,269,000</b>	<b>\$1,255,000</b>	<b>\$1,900,000</b>	<b>\$21,060,700</b>

**SPECIAL REVENUE FUND 5-YEAR CIP**

PROJECT DESCRIPTION	FY22-23 BUDGET	FY23-24 PLANNED	FY24-25 PLANNED	FY25-26 PLANNED	FY26-27 PLANNED	TOTAL
<b>Community Redevelopment Area</b>						
E Normandy Curve Improvements	120,000					\$120,000
Bus Shelters	22,500					22,500
ADA Improvements	20,000					20,000
<b>Community Redevelopment Area Total</b>	<b>\$162,500</b>	<b>\$0</b>	<b>\$0</b>	<b>\$0</b>	<b>\$0</b>	<b>\$162,500</b>
<b>Transportation</b>						
Road Resurfacing & Striping - Ongoing	1,000,000	1,000,000	1,000,000	1,000,000	1,000,000	\$5,000,000
Sidewalk - Ongoing	250,000	250,000	250,000	250,000	250,000	1,250,000
TPO - Imbedded Lights at 12 crosswalks	-	984,000				984,000
TPO - Elkcarn Boulevard from Ft Smith to Providence Paved S		2,000,000				2,000,000
E. Normandy (Farrington to Quincy)	1,554,000					1,554,000
ADA transition plan	100,000	100,000	100,000	100,000	100,000	500,000
<b>Transportation Total</b>	<b>\$ 2,904,000</b>	<b>\$ 4,334,000</b>	<b>\$ 1,350,000</b>	<b>\$ 1,350,000</b>	<b>\$ 1,350,000</b>	<b>\$ 11,288,000</b>
<b>Tree Replacement</b>						
City Hall Beautification (Parks & Rec)	\$25,000	\$25,000	\$25,000	\$25,000	\$25,000	\$125,000
Landscaping - Intersection Improvements	25,000	25,000	25,000	25,000	25,000	125,000
Landscaping - Public Works	25,000	25,000	25,000	25,000	25,000	125,000
Landscaping - Right-of-Ways, Medians	75,000	75,000	75,000	75,000	75,000	375,000
<b>Tree Replacement Total</b>	<b>\$150,000</b>	<b>\$150,000</b>	<b>\$150,000</b>	<b>\$150,000</b>	<b>\$150,000</b>	<b>\$750,000</b>
<b>Stormwater</b>						
Trailer; Replace (1) #0160	28,000					28,000
Fence		72,000			40,000	112,000
F-250 4x4	50,000			50,000		100,000
Trailer	20,000					20,000
Gator -	20,000					20,000
Mower - John Deere Rear Discharge	50,000					50,000
Ford Explorer				90,000		90,000
F-450 #0146		60,000				60,000
Mower - John Deere Rear Discharge (3) 1204,1205,1515		75,000				75,000
Generator			65,000			65,000
Dump Trucks Replace #0006,#0404,#0426		130,000				130,000
Aqua Tech				375,000		375,000
Street Sweeper					300,000	300,000
Water Truck #1317				150,000		150,000
Emergency Portable Pumps Replacement (#0851,0747		90,000				90,000
Emergency Portable Pump Replacement (#1105,1106,1107,1306			175,000			175,000
Skid Steers -			93,000			93,000
Broom Attachment for Skid Steer Replacem	11,500					11,500
Loader #0725					170,000	170,000
Clear Lake Pump Station Upgrade/Redesign	1,000,000					1,000,000
Lake Baton/Evans Pump Station Upgrade/Re	750,000					750,000
Lake Windsor Pump Station		1,000,000				1,000,000
Drainage Pipe Rehab	150,000	150,000	150,000	150,000	150,000	750,000
In-House Capital Projects (Unidentified)	130,000	130,000	130,000	130,000	130,000	650,000
<b>Stormwater Total</b>	<b>\$ 2,209,500</b>	<b>\$ 1,707,000</b>	<b>\$ 613,000</b>	<b>\$ 945,000</b>	<b>\$ 790,000</b>	<b>\$ 6,264,500</b>

**Special Revenue Fund 5-Year CIP by Fund**

	<b>FY22-23 BUDGET</b>	<b>FY23-24 PLANNED</b>	<b>FY24-25 PLANNED</b>	<b>FY25-26 PLANNED</b>	<b>FY26-27 PLANNED</b>	<b>TOTAL</b>
Community Redevelopment Area	\$162,500	\$0	\$0	\$0	\$0	\$162,500
Transportation	2,904,000	4,334,000	1,350,000	1,350,000	1,350,000	11,288,000
Tree Replacement	150,000	150,000	150,000	150,000	150,000	750,000
Stormwater	2,209,500	1,707,000	613,000	945,000	790,000	6,264,500
<b>Total</b>	<b>\$5,426,000</b>	<b>\$6,191,000</b>	<b>\$2,113,000</b>	<b>\$2,445,000</b>	<b>\$2,290,000</b>	<b>\$18,465,000</b>

**Special Revenue Fund 5-Year CIP Funding Source**

	<b>FY22-23 BUDGET</b>	<b>FY23-24 PLANNED</b>	<b>FY24-25 PLANNED</b>	<b>FY25-26 PLANNED</b>	<b>FY26-27 PLANNED</b>	<b>TOTAL</b>
Revenue	\$775,700	\$443,300	\$383,000	\$715,000	\$540,000	\$2,857,000
Gas Tax	2,232,000	1,650,000	800,000	800,000	859,700	6,341,700
Grant	0	1,986,300	0	0	0	1,986,300
Impact Fees	672,000	697,700	550,000	550,000	490,300	2,960,000
Fund Balance	1,746,300	1,413,700	380,000	380,000	400,000	4,320,000
<b>Total</b>	<b>\$5,426,000</b>	<b>\$6,191,000</b>	<b>\$2,113,000</b>	<b>\$2,445,000</b>	<b>\$2,290,000</b>	<b>\$18,465,000</b>

**Special Revenue Fund 5-Year CIP Estimated Operating Expenditure**

	<b>FY22-23 BUDGET</b>	<b>FY23-24 PLANNED</b>	<b>FY24-25 PLANNED</b>	<b>FY25-26 PLANNED</b>	<b>FY26-27 PLANNED</b>	<b>TOTAL</b>
Community Development Block Grant	\$0	\$0	\$0	\$0	\$0	\$0
Community Redevelopment Area	0	0	0	0	0	0
Transportation	0	0	0	0	0	0
Tree Replacement	0	0	0	0	0	0
Stormwater	22,100	17,100	6,100	9,500	7,900	62,700
<b>Total</b>	<b>\$22,100</b>	<b>\$17,100</b>	<b>\$6,100</b>	<b>\$9,500</b>	<b>\$7,900</b>	<b>\$62,700</b>

**Special Revenue Fund 5-Year CIP by Category**

	<b>FY22-23 BUDGET</b>	<b>FY23-24 PLANNED</b>	<b>FY24-25 PLANNED</b>	<b>FY25-26 PLANNED</b>	<b>FY26-27 PLANNED</b>	<b>TOTAL</b>
Land	\$0	\$0	\$0	\$0	\$0	\$0
Buildings	0	0	0	0	0	0
Equipment	179,500	427,000	333,000	665,000	510,000	2,114,500
Other Improvements	5,246,500	5,764,000	1,780,000	1,780,000	1,780,000	16,350,500
<b>Total</b>	<b>\$5,426,000</b>	<b>\$6,191,000</b>	<b>\$2,113,000</b>	<b>\$2,445,000</b>	<b>\$2,290,000</b>	<b>\$18,465,000</b>



**ENTERPRISE FUND 5-YEAR CIP**

PROJECT DESCRIPTION	FY22-23 BUDGET	FY23-24 PLANNED	FY24-25 PLANNED	FY25-26 PLANNED	FY26-27 PLANNED	TOTAL
<b><i>Deltona Water &amp; Sewer</i></b>						
Fisher Upgrade	1,000,000					\$ 1,000,000
Meter (AMI) Replacement - City Wide	2,972,200					2,972,200
AWS Recharge Project - UFA Recharge Well		-	50,000	-	3,000,000	3,050,000
ASR Well (Aquifer Storage & Recovery)					600,000	600,000
Alternative Water Supply (West Volusia AWS)	100,000					100,000
EWWT Operating Permit Renewal				50,000		50,000
Fisher Operating Permit Renewal Engineering					50,000	50,000
Wastewater Master Plan Updates					200,000	200,000
Water CUP Compliance		25,000				25,000
Water Master Plan Updates					200,000	200,000
Eastern WWRF Force main to Del North				4,000,000		4,000,000
Developer Agreements/Development Driven Projec	500,000	800,000				1,300,000
Fisher Pump Station & Pipeline	4,500,000					4,500,000
Saxon to Rhode Island Forcemain	3,500,000					3,500,000
Rehab Sewer Collection System	1,000,000	1,000,000	1,000,000	1,000,000	700,000	4,700,000
Water Main Replacements	750,000	1,000,000	1,000,000	1,000,000	1,000,000	4,750,000
Well Rehabs	300,000	300,000	300,000	300,000	100,000	1,300,000
GST Rehabilitation - (Sanitary Survey)		100,000				100,000
Lift Station Rehabs	300,000	300,000	300,000	300,000	100,000	1,300,000
Infrastructure Switches, Router & Peripherals	6,000	10,000	10,000	10,000	10,000	46,000
New / Replacement PC's - Tablets - Laptops	15,000	2,000	2,000	2,000	2,000	23,000
Copier Replacement		50,000				50,000
Server Blade Replacements	15,000	10,000	10,000	10,000	10,000	55,000
DR Storage Appliance	70,000					70,000
Contingency line for Misc Equipment Purchase for W	125,000	125,000	125,000	125,000	125,000	625,000
Contingency line for Misc Equipment Purchase for W	125,000	125,000	125,000	125,000	125,000	625,000
Elkcam L/S By-Pass Pump	180,000					180,000
Auma Motor Valves		8,000				8,000
Emergency Generator Replacement - (portables T35 & T130)		100,000				100,000
GST Aerators	100,000	100,000	100,000	100,000	100,000	500,000
Lift Station Pumps	100,000	100,000	100,000	100,000	80,000	480,000
Membrane Replacement - Ovivo		200,000		250,000		450,000
NH3 tank Replacements			5,000			5,000
By-pass pump - portable	90,000					90,000
Loader		100,000				100,000
Trakhoe	150,000					150,000
Skid Steer	125,000					125,000
Boring Machine & Compressor	50,000					50,000
Vacuum Excavator	75,000					75,000
Water Meters & Related Materials (AMI)	50,000	50,000	50,000	50,000	50,000	250,000
Leased trucks buy-out	40,000					40,000
Vehicle Replacements & Misc. Equipment	40,000	350,000	350,000	350,000	350,000	1,440,000
<b><i>Deltona Water &amp; Sewer Total</i></b>	<b><i>\$ 16,278,200</i></b>	<b><i>\$ 4,855,000</i></b>	<b><i>\$ 3,527,000</i></b>	<b><i>\$ 7,772,000</i></b>	<b><i>\$ 6,802,000</i></b>	<b><i>\$ 39,234,200</i></b>

**Enterprise Fund 5-Year CIP Funding Source**

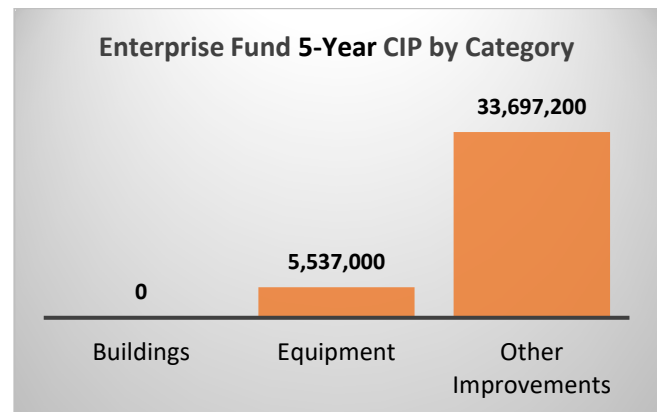
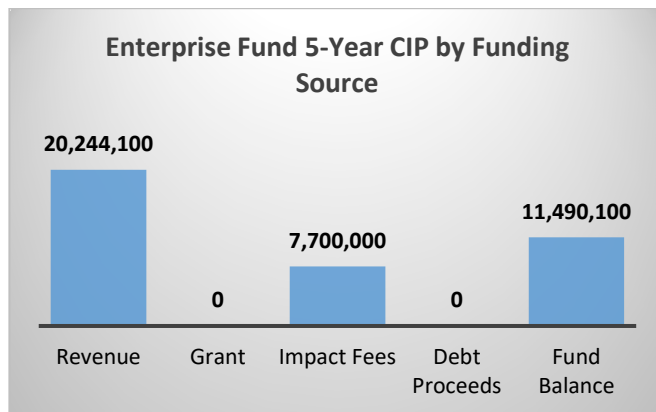
	FY22-23 BUDGET	FY23-24 PLANNED	FY24-25 PLANNED	FY25-26 PLANNED	FY26-27 PLANNED	TOTAL
Revenue	\$4,288,100	\$4,855,000	\$3,527,000	\$3,772,000	\$3,802,000	20,244,100
Grant	0	0	0	0	0	0
Impact Fees	3,500,000	0	200,000	4,000,000	0	7,700,000
Debt Proceeds	0	0	0	0	0	0
Fund Balance	8,490,100	0	0	0	3,000,000	11,490,100
<b>Total</b>	<b>\$16,278,200</b>	<b>\$4,855,000</b>	<b>\$3,727,000</b>	<b>\$7,772,000</b>	<b>\$6,802,000</b>	<b>\$39,434,200</b>

**Enterprise Fund 5-Year CIP Estimated Operating Expenditure**

	FY22-23 BUDGET	FY23-24 PLANNED	FY24-25 PLANNED	FY25-26 PLANNED	FY26-27 PLANNED	TOTAL
Deltona Water & Sewer	\$46,000	\$46,200	\$46,500	\$46,500	\$47,000	\$232,200
<b>Total</b>	<b>\$46,000</b>	<b>\$46,200</b>	<b>\$46,500</b>	<b>\$46,500</b>	<b>\$47,000</b>	<b>\$232,200</b>

**Enterprise Fund 5-Year CIP by Category**

	FY22-23 BUDGET	FY23-24 PLANNED	FY24-25 PLANNED	FY25-26 PLANNED	FY26-27 PLANNED	TOTAL
Land	\$0	\$0	\$0	\$0	\$0	\$0
Buildings	0	0	0	0	0	0
Equipment	1,356,000	1,330,000	877,000	1,122,000	852,000	5,537,000
Other Improvements	14,922,200	3,525,000	2,650,000	6,650,000	5,950,000	33,697,200
<b>Total</b>	<b>\$16,278,200</b>	<b>\$4,855,000</b>	<b>\$3,527,000</b>	<b>\$7,772,000</b>	<b>\$6,802,000</b>	<b>\$39,234,200</b>



## **PROJECTS DESCRIPTION**

**CAPITAL OUTLAY BUDGET DETAIL**

<b><i>Project Description</i></b>	<b>Budget</b>
Clear Lake Pump Station Upgrade/Redesign Phase I & II Combined w/#2	\$1,000,000
Lake Baton/Evans Pump Station Upgrade/Redesign Phase I & II	750,000
Drainage Pipe Rehab	150,000
Ronda Drive & Pamona Street - Drainage Ditch improvements	60,000
Tioga Terrace & Millstone Avenue- Drainage Ditch Improvements	70,000
<b><i>Equipment</i></b>	
Trailer replacement #0160	28,000
Replacement 4x4 truck	50,000
Replacement trailer	20,000
Gator	20,000
Mower – real discharge	50,000
Broom attachment for skid steer replacement (SW-1010)	11,500
<b>Total Capital Outlay</b>	<b>\$2,209,500</b>

- ***Clear Lake Pump Station Upgrade/Redesign Phases I & II Combined***

Clear Lake Pump Station is an outdated, low GPM, above-ground pump station, the area around this station has outgrown its pumping capacity. Upgrading/Redesigning will require two phases: Phase I, Engineering Design & permitting; and Phase II, Construction. These improvements will give the City the ability to better control high lake levels.

- **Lake Baton/Evans Pump Station Upgrade/Redesign Phase I & II** – Lake Baton/Evans Pump Station is an outdated, low GPM, above-ground pump station, the area around this station has outgrown its pumping capacity. Upgrading/Redesigning will require two phases: Phase I, Engineering Design & permitting; and Phase II, Construction. These improvements will give the City the ability to better control high lake levels
- **Drainage Pipe Rehab**  
The City of Deltona has several stormwater pipe runs that require lining. These runs are in areas where digging would jeopardize structures on private property. If the City does not address these failures, there could be severe consequences during the rainy season.
- **In-House Capital Projects –**
  - **Ronda Drive & Pamona Street** - Drainage Ditch improvements; Install several hundred feet of HDPE pipe, install two new drainage structures, backfill with field dirt and compact in lifts, sod impacted area. This project will require Engineering, Design, Permitting & Construction. Estimated \$60,000
  - **Tioga Terrace & Millstone Avenue**- Drainage Ditch Improvements; Install several hundred feet of HDPE Pipe, install four new drainage structures, backfill with field dirt and compact in lifts, sod impacted area. This project will require Engineering, Design, Permitting & Construction. Estimated \$70,000

**CAPITAL OUTLAY BUDGET DETAIL**

<b>Projects</b>	<b>Budget</b>
Road Resurfacing & Striping	\$1,000,000
Sidewalk	250,000
E. Normandy (Farrington to Quincy)	1,554,000
ADA Transition Plan	100,000
<b>Total Capital Outlay</b>	<b>\$2,904,000</b>

- Road Resurfacing & Stripping - Ongoing**  
 The consequences resulting from not funding road resurfacing would include undue wear and deterioration on the roadway infrastructure, a tremendous safety and liability issue from increased accidents and a cost increase in repairs and/or complete reconstruction of the roadway at a later date. Resurfacing greatly reduces the hazards and threats to public safety. By restoring rough, damaged and deteriorating roadways to a like-new condition allows the general public to travel more comfortably, safely and confidently. Road resurfacing includes putting thermoplastic striping to replace the temporary paint that is initially laid down when a road is resurfaced.
- Sidewalks - Ongoing**  
 The City has an on-going program to add sidewalks throughout the City. The current policy is to install sidewalks that improve connectivity within the City. Once those are completed, the focus will shift to areas identified by various complaints or requests.
- E. Normandy Boulevard (Farrington to Quincy)**  
 E. Normandy Boulevard is a main thoroughfare and has deteriorated over the last several years and engineering investigation has determined that a rebuild is required rather than repaving. This project is part of the City's overall road widening plan and the condition of this road has been monitored for several years.
- ADA Transition Plan**  
 The current ADA transition plan has been found to be outdated, the City is working with consultants to complete a transition plan that will assess the deficiencies and make recommendations to address these issues.

**CAPITAL OUTLAY BUDGET DETAIL**

<b>Projects</b>	<b>Amount</b>
Bus Shelter Project	\$22,500
ADA Repairs and Improvements	20,000
Curve Improvements Feasibility Study	120,000
<b>Total Capital Outlay</b>	<b>\$162,500</b>

- **Bus Shelter Project**  
The CRA currently has 4 bus shelters, 2 of which impede the sidewalk. Staff would like to move forward with replacing a shelter each year for the next 4 years, starting with the shelters located in the pedestrian path. The proposed shelters would be solar powered and lit with LED lights providing increased pedestrian safety. Staff would like to allocate \$22,500 per year to this effort. This would include the shelter kits, concrete pad, surveying, and acquiring easements over private property as necessary.
- **ADA Repairs and Improvements**  
ADA repairs and improvements for sidewalks, bus stops, and crosswalks.
- **Curve Improvements Feasibility Study**  
The curve in the 1500 block of East Normandy Boulevard has an extensive history of accidents, some being deadly. The city frequently has to replace the guard rails after accidents along this segment of the road. The end result would be a study and report on the feasibility of the project as well as potential costs, and time frames.

**WATER AND SEWER UTILITY FUND CAPITAL OUTLAY**

<b>Projects</b>	<b>Amount</b>
Fisher upgrade	\$1,000,000
Meter (AMI) Replacement (Citywide)	1,972,200
Alternative Water Supply (West Volusia AWS)	100,000
Development Agreements/Development Driven Projects	500,000
Fisher Pump Station & Pipeline	4,500,000
Saxon to Rhode Island Force main	3,500,000
Rehab Sewer Collection System	1,000,000
Water Main Replacement	750,000
Well Rehabs	300,000
Lift Station Rehab	300,000
Infrastructure Switches, Router & Peripherals	6,000
New / Replacement PC's, Tablets, Laptops	15,000
Server Blade Replacement	15,000
DR Storage Appliance	70,000
Contingency Line for Misc. equipment Purchase for Water	125,000
Contingency Line for Misc. Equipment Purchase for Wastewater	125,000
Elkcam L/S By-Pass Pump	180,000
GST Aerators	100,000
Lift Station Pumps	100,000
By-Pass Pump – Portable	90,000
Trackhoe Caterpillar	150,000
Skid Steer Caterpillar	125,000
Boring Machine & Compressor	50,000
Vacuum Excavator	75,000
Water Meters & Related Materials (AMI)	50,000
New Truck for UST Flusher	40,000
Leased Trucks Buy-out	40,000
<b>Total Capital Outlay</b>	<b>\$16,278,200</b>



- ***Fisher Upgrade***

System optimization improvements to prepare the facility for advanced water treatment (AWT) for reduced permit limits which include reduction of Nitrogen as mandated by FDEP. This will require multi-year funding.

- ***Meter (AMI) Replacement (Citywide)***

This project will replace all of our manual read meters and convert them to radio read meters. This more efficient process will also increase customer satisfaction by relaying timely data to customers such as possible leaks, high usage, etc.

- ***Alternative Water Supply (West Volusia AWS)***

There is not enough water availability for current or future demands. Reductions in groundwater allocations by the St. Johns River Water Management District (SJRWMD) are forcing this capital expense. This is an on-going project with West Volusia Water Suppliers. Funds will carry forward from year to year.

- ***Developer Agreements/Development Driven Projects***

Future developments will receive both water and sewer services from the City. In order to induce the Developer(s) to install water and/or sewer lines and upsize them, the City may negotiate (on a case by case basis) a proportionate cost share of the upsized lines. The upsized lines will accommodate future flow projections for water and/or wastewater for other developments in the area. The funding will promote utility system expansion, replacement or upgrades with ongoing developments as fair and reasonable and in the best interest of the ratepayers of the City's utility system.

- ***Fisher Pump Station & Pipeline***

The Fisher Pump Station and force main will convey wastewater to Volusia County's Southwest Regional Wastewater Treatment Facility for treatment along Providence and then turn west on Debary Avenue and Dirksen Drive through Debary and tie.

- ***Saxon to Rhode Island Force main***

The Saxon to Rhode Island force main will convey wastewater from the Saxon Blvd. Business Development area to the Rhode Island extension and tie into the Volusia County force main for conveyance of wastewater to their Southwest Regional Wastewater Facility.

- ***Rehab Sewer Collection System***

This is an annually recurring project at various locations. Not addressing the aging sewer collection system will likely result in failure. A failure will cause a loss in sewer service to the residents and an environmental release of raw sewage to the surrounding communities and environment. Repairing the collection system not only avoids costs associated with emergency repairs but also reduces the amount of ground water leaking into the system that is treated at the wastewater facility.

- ***Water Main Replacement***

This is a recurring project at various locations. Water main failures can result in an interruption in service, impact public health, as well as have detrimental effects on fire protection. In some instances, the mains are increased in size to accommodate the installation of fire hydrants in the surrounding areas. The benefit of reducing the loss of

service, improving the reliability and fire protection to residents should exceed anticipated costs. Funds will carry forward from year to year.

- ***Well Rehabs***

This is an annually recurring project at various locations. The public supply wells produce drinking water for the City. Failure to rehab and maintain operational continuity would affect public health. Providing maintenance also allows the utility to maintain production levels from the wells. Inspection and maintenance of existing wells is cost effective compared to the costs of relocating or requesting a replacement well through the water management district. Funds will carry forward from year to year.

- ***Lift Station Rehab***

This is an annually recurring project at various locations. Lift station failures result in loss of sewer service to customers as well as infiltration and inflow (I&I) to the environment. I&I may result in administrative fines from FDEP or EPA. A proactive approach is less costly than emergency repair, clean up and fines.

- ***Infrastructure Switches, Router & Peripherals***

This will replace access switches at the Deltona Water sites. There are some switches that are no longer under warranty and if they fail, they will need to be replaced. If they are not replaced then the City could face a loss of service in some areas on the City network. Additionally, some network equipment is currently out of life cycle and is causing some service interruptions such as call delays and network issues. The replacements are needed so that City departments and personnel can continue to perform their job functions without interruption.

- ***New / Replacement PC's, Tablets, Laptops***

Deltona Water has several computers that are out of warranty and must be replaced.

- ***Server Blade Replacement***

Deltona Water has need of a replacement server to that runs in a cluster to house their virtual servers. This server is end of life by Dell and needs to be replaced to continue the service levels and redundancy at that location.

- ***Disaster Recovery Storage Appliance***

The City currently maintains a backup site of data at 255 Enterprise Road. The existing storage appliance is end of life and needs to be replaced. This will be shared cost with Deltona Water with the appliance being used by them locally and us to store critical data redundantly. This appliance will mirror one at City Hall and allow for seamless data migration and redundancy to meet the City needs on disaster recovery.

- ***Contingency Line for Miscellaneous Equipment Purchase for Water***

These funds represent for a contingency for unforeseen occurrences of equipment failure and replacement as needed.

- ***Contingency Line for Miscellaneous Equipment Purchase for Wastewater***

These funds represent for a contingency for unforeseen occurrences of equipment failure and replacement as needed.

- ***Elkcam L/S By-pass Pump***

Elkcam lift station is our highest flow lift station, an emergency bypass pump will reduce the risk of overflow and allow adequate time for personnel to respond in the event of a failure. This bypass pump will operate when all electrical components are down and a generator will not function.

- ***GST Aerator***

The current ground storage tank aerator systems need an upgrade. These systems were originally designed for the wells to pump directly into the distribution system. The City has since upgraded the plants to include ground storage tanks which increase the amount of water stored on site and significantly increase the treatment levels of the water. The new aerator systems will work more effectively with the existing setup and will be able to handle the higher capacity.

- ***Lift Station Pumps***

There are many pumps currently at our lift stations that are nearing or have exceeded their expected useful life and need to be replaced. Repairs are often no longer an option with some pumps due to their age and discontinuation of parts. Replacing the outdated pumps will improve the overall efficiency of the lift station as well as should reduce the maintenance costs associated with the current pumps.

- ***By-pass Pump - Portable***

In an effort to reduce lift station spills, we are requesting an additional bypass pump. Bypass pumps can be used in emergency situation such as lightning strikes, when all electrical components are down and a generator will not function.

- ***Trackhoe Caterpillar***

This piece of equipment is needed for excavating trenches for work to be completed. This equipment is an addition to the current equipment due to the Utility expanding, and adding several new subdivisions with additional water mains, sewer mains, reclaim mains and services to the houses being built.

- ***Skid Steer Caterpillar***

This piece of equipment is needed for loading dirt onto trucks and backfilling excavations once work is completed. This equipment is an addition to the current equipment due to the Utility expanding and adding several new subdivisions with additional water mains, sewer mains, reclaim mains and services to the houses being built.

- ***Boring Machine & Compressor***

This piece of equipment is needed to install new water service lines to new houses being built throughout Deltona. This equipment is an addition to the current equipment due to the Utility expanding and adding several new subdivisions with additional water mains, sewer mains, reclaim mains and services to the houses being built. Replacement of DW-0243.

- ***Vacuum Excavator***

Vacuum used for locating lead services and other apprentices to stay in compliance with new lead and copper rule.

- ***Water Meter & Related Materials / Water Meters - Automated Meter Reader***  
This is an annually recurring project at various locations. All potable water must be registered and accounted for in order to compliance with FAC 62-555. In order to register all potable water, all service lines must be metered. Additionally, this will ensure that all water usage is being accounted for and that revenue is being properly billed and monitored.
- ***New Truck for UST Flusher***  
Trucks are needed for the Flusher positions in Field Operations.
- ***Leased Trucks Buy-out***  
Our current lease contract on 5 trucks will be coming to an end in November and December. We will be purchasing these according to the lease contract.

**CAPITAL OUTLAY BUDGET DETAIL**

<b>Projects</b>	<b>Department</b>	<b>Budget</b>
Remodel Office Spaces	IT	\$20,000
<b>Total Capital Outlay</b>		<b>\$20,000</b>

**Capital Projects Description**

- ***Remodel Office Spaces***

This is to renovate a new area assigned to helpdesk staff. This will include office furniture, flooring and equipment needed to make the area suitable for IT needs.

**CAPITAL OUTLAY BUDGET DETAIL**

<b>Projects</b>	<b>Budget</b>
Park projects Improvements	\$3,000,000
New pavilion at Dwight Hawkins Parks	50,000
Replace wooden perimeter fence at Timber Ridge Park	70,000
<b>Total Capital Outlay</b>	<b>\$3,120,000</b>

- ***Park projects Improvements***

To add a regulation size basketball court and handicap accessible half-court at Festival park with lights; replace the roof on the little red schoolhouse at the Deltona Community Center; replace the 2-5 year old playground at Dewey Boster Sports Complex; Campbell park – convert to a walking trail to PIP; add the security lighting to the walking trail and boardwalk; complete total resurfacing of pavilion areas 4 & 5; replace the wooden pavilion with a steel framed metal roof pavilion; replace the pavilion at Veterans park; replace wooden perimeter fencing at Firefighter's Memorial park and Lake Butler Skate park with aluminum picket fencing; add the electric gates at Wes Crile, Harris Saxon, and Lake Butler Skate park.

- ***New pavilion at Dwight Hawkins Parks***

The wood pavilion at Dwight Hawkins has reached the end of its life cycle and needs to be replaced. The wooden pavilion will be replaced with a metal roof pavilion.

- ***Replace wooden perimeter fence at Timber Ridge Park***

The wooden perimeter fence at Timber Ridge is dry rotted and has reached the end of its life cycle. In keeping with our upgrades of amenities and facilities we will replace the wooden perimeter with black aluminum picket fencing.