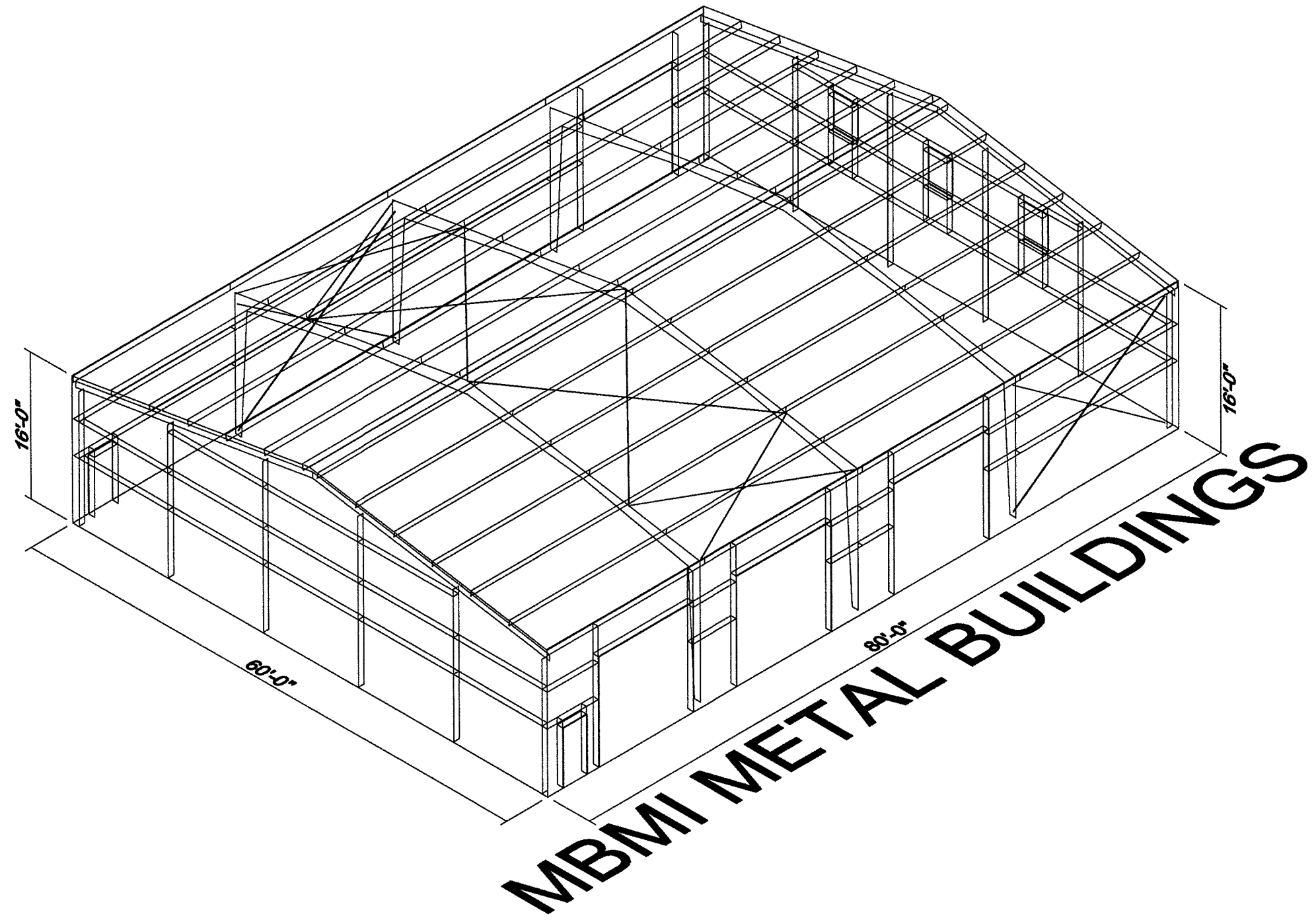
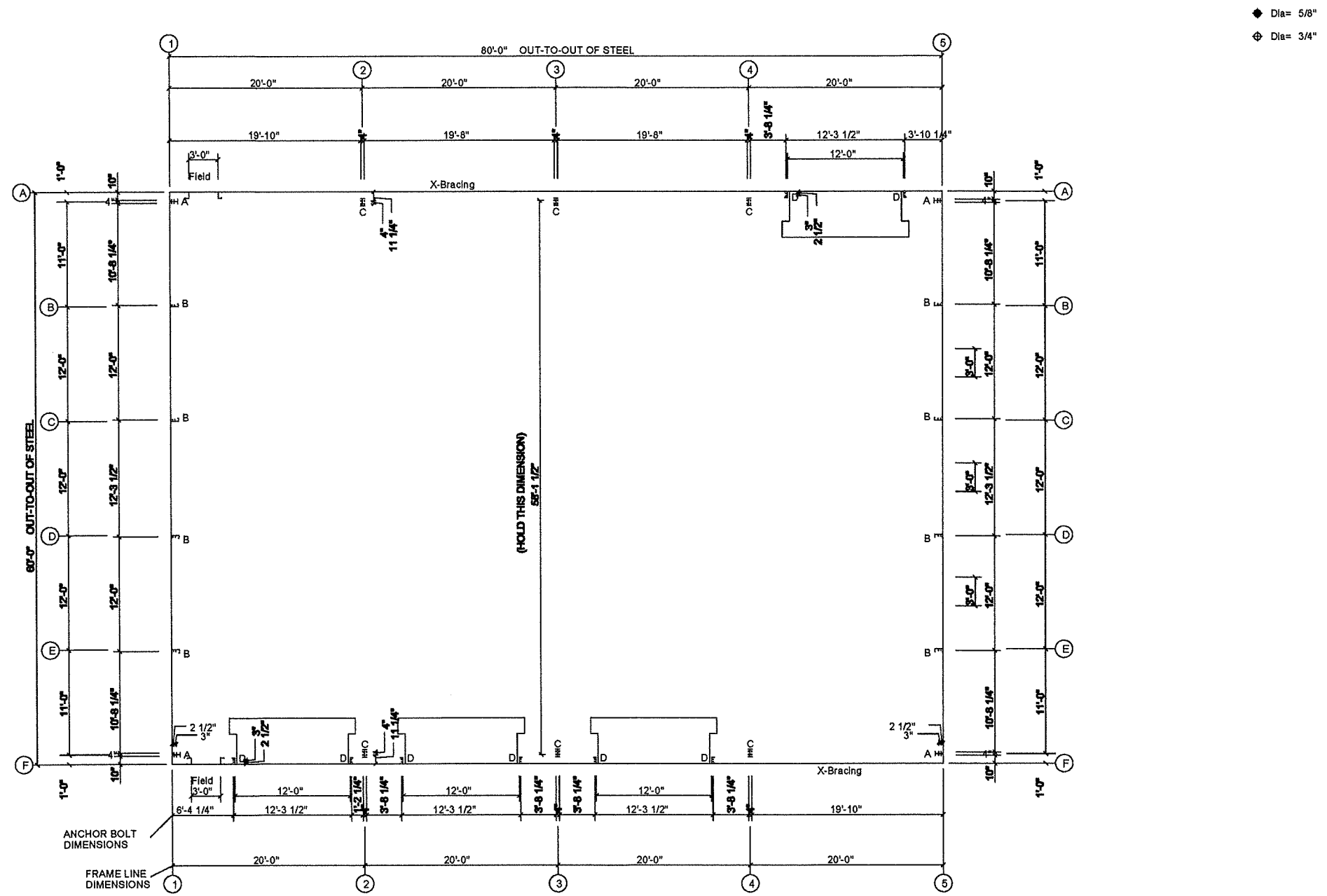


265 Enterprise Rd

scale 1/32" = 1' Area 0.7077 acres





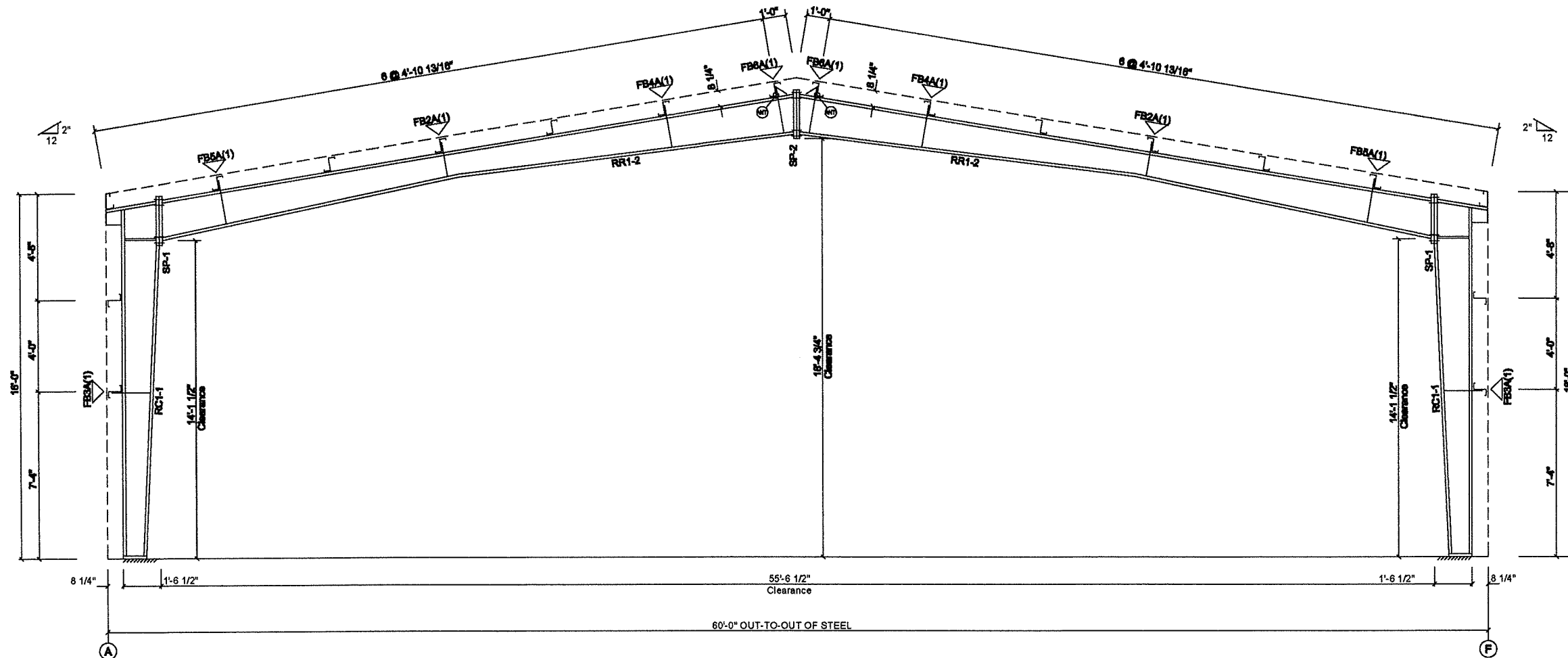
ANCHOR BOLT PLAN
 NOTE: All Base Plates @ 100'-0" (U.N.)

<p>NAEEM AKHTER, P.E. CONSULTING STRUCTURAL ENGINEER</p> <p>10404 W 154th STREET OVERLAND PARK, KS 66221 TEL.: 913-866-2018</p>	<p>DRAWING STATUS</p> <p><input checked="" type="checkbox"/> FOR APPROVAL: THESE DRAWINGS, BEING FOR APPROVAL, ARE BY DEFINITION NOT FINAL AND ARE FOR CONCEPTUAL REPRESENTATION ONLY. THEIR PURPOSE IS TO OBTAIN PRIOR INTERPRETATION OF THE PROJECT DOCUMENTS. ONLY DRAWINGS ISSUED "FOR CONSTRUCTION" CAN BE CONSIDERED AS COMPLETE.</p> <p><input type="checkbox"/> FOR PERMIT: THESE DRAWINGS, BEING FOR PERMIT, ARE BY DEFINITION NOT FINAL AND ARE FOR CONCEPTUAL REPRESENTATION ONLY. THEIR PURPOSE IS TO OBTAIN PRIOR INTERPRETATION OF THE PROJECT DOCUMENTS. ONLY DRAWINGS ISSUED "FOR CONSTRUCTION" CAN BE CONSIDERED AS COMPLETE.</p> <p><input type="checkbox"/> FOR CONSTRUCTION: THESE DRAWINGS, BEING FOR CONSTRUCTION, ARE BY DEFINITION FINAL AND ARE FOR CONSTRUCTION ONLY. THEIR PURPOSE IS TO OBTAIN PRIOR INTERPRETATION OF THE PROJECT DOCUMENTS. ONLY DRAWINGS ISSUED "FOR CONSTRUCTION" CAN BE CONSIDERED AS COMPLETE.</p>	<table border="1" style="width: 100%; border-collapse: collapse;"> <thead> <tr> <th colspan="3">REVISIONS</th> </tr> <tr> <th>NO.</th> <th>DATE</th> <th>DESCRIPTION</th> </tr> </thead> <tbody> <tr> <td>A</td> <td>8/27/24</td> <td>FOR APPROVAL</td> </tr> <tr> <td> </td> <td> </td> <td> </td> </tr> <tr> <td> </td> <td> </td> <td> </td> </tr> <tr> <td> </td> <td> </td> <td> </td> </tr> <tr> <td> </td> <td> </td> <td> </td> </tr> </tbody> </table>	REVISIONS			NO.	DATE	DESCRIPTION	A	8/27/24	FOR APPROVAL													<p>MBMI METAL BUILDINGS</p> <p>4723 W ATLANTIC AVE. SUITE A20 DELRAY BEACH, FL 33445 TEL.: 800-293-2097</p>
	REVISIONS																							
NO.	DATE	DESCRIPTION																						
A	8/27/24	FOR APPROVAL																						
<p>AUTO SHOP</p> <p>FELIPE CAMPOS</p> <p>DELTONA, FL 32725</p> <p>DATE: 8/27/24</p> <p>ANCHOR BOLT PLAN</p>		<p>DWG NO: OF</p> <p>JOB NO: AG161UB</p>																						

SPLICE PLATE & BOLT TABLE									
Mark	Qty Top	Qty Bot	Int	Type	Dia	Length	Width	Thick	Length
SP-1	4	4	0	A325	0.750	2.00	6"	1/2"	2'-3 1/4"
SP-2	4	4	0	A325	0.750	1.75	6"	3/8"	2'-3"

MEMBER TABLE						
Mark	Web Depth		Web Plate		Outside Flange	
	Start/End	Thick	Thick	Length	W x Thk x Length	Inside Flange W x Thk x Length
RC1-1	9.0/18.0	0.133	164.6		5 x 1/4" x 184.3	5 x 1/4" x 164.9
RR1-2	18.0/18.0	0.161	22.7		6 x 1/4" x 28.8	
	18.0/11.0	0.133	159.7		5 x 1/4" x 240.0	5 x 1/4" x 159.9
	11.0/18.0	0.133	180.0		5 x 1/4" x 98.7	5 x 1/4" x 177.1

FLANGE BRACES: (1) One Side; (2) Two Sides
 FBxA(1)
 A - FB2214



RIGID FRAME CROSS SECTION: FRAME LINE 2 3 4

GENERAL NOTES:

CONSTRUCTION NOTES FOR THE RIGID FRAMES.

- ALL FIELD CONNECTIONS OF PRIMARY FRAMING MEMBERS SHALL BE BOLTED WITH A325 H. S. BOLTS AND INSTALLED BY THE TURN OF THE NUT METHOD.
- ALL FIELD CONNECTIONS OF SECONDARY FRAMING SHALL BE BOLTED WITH A307 MACHINE BOLTS.
- WELDING PROCESSES USED BY MANUFACTURER ARE IN ACCORDANCE WITH SEC. 1.3 OF AWS D 1.1.

NAEEM AKHTER, P.E.
 CONSULTING STRUCTURAL ENGINEER
 10404 W 154th STREET
 OVERLAND PARK, KS 66221
 TEL.: 913-665-2018

DRAWING STATUS

FOR APPROVAL: THESE DRAWINGS, BEING FOR APPROVAL, ARE BY DEFINITION NOT FINAL AND ARE FOR CONCEPTUAL REPRESENTATION ONLY. THEIR PURPOSE IS TO CONFIRM PROPER INTERPRETATION OF THE PROJECT DOCUMENTS. ONLY DRAWINGS ISSUED "FOR CONSTRUCTION" CAN BE CONSIDERED AS COMPLETE.

FOR PERMIT: THESE DRAWINGS, BEING FOR PERMIT, ARE BY DEFINITION NOT FINAL AND ARE FOR CONCEPTUAL REPRESENTATION ONLY. THEIR PURPOSE IS TO CONFIRM PROPER INTERPRETATION OF THE PROJECT DOCUMENTS. ONLY DRAWINGS ISSUED "FOR CONSTRUCTION" CAN BE CONSIDERED AS COMPLETE.

FOR CONSTRUCTION: THESE DRAWINGS, BEING FOR CONSTRUCTION, ARE BY DEFINITION FINAL AND ARE FOR CONSTRUCTION ONLY. THEIR PURPOSE IS TO CONFIRM PROPER INTERPRETATION OF THE PROJECT DOCUMENTS. ONLY DRAWINGS ISSUED "FOR CONSTRUCTION" CAN BE CONSIDERED AS COMPLETE.

REVISIONS		NO.	DATE	DESCRIPTION	DET/CHK
A	8/27/24	1		FOR APPROVAL	

MBMI
 METAL BUILDINGS
 4723 W ATLANTIC AVE.
 SUITE A20
 DELRAY BEACH, FL 33445
 TEL.: 800-293-2097

AUTO SHOP
FELIPE CAMPOS
 DELTONA, FL 32725
 DATE: 8/27/24
 RIGID FRAME ELEVATION
 DWG NO: OF
 JOB NO: AG181UE