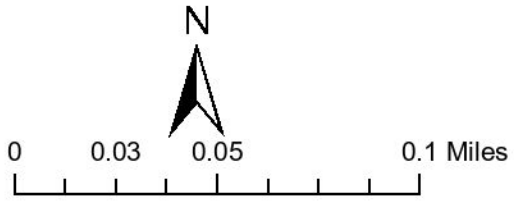


Sources: Esri, TomTom, Garmin, FAO, NOAA, USGS, (c) OpenStreetMap contributors, and the GIS User Community; Volusia County Property Appraiser

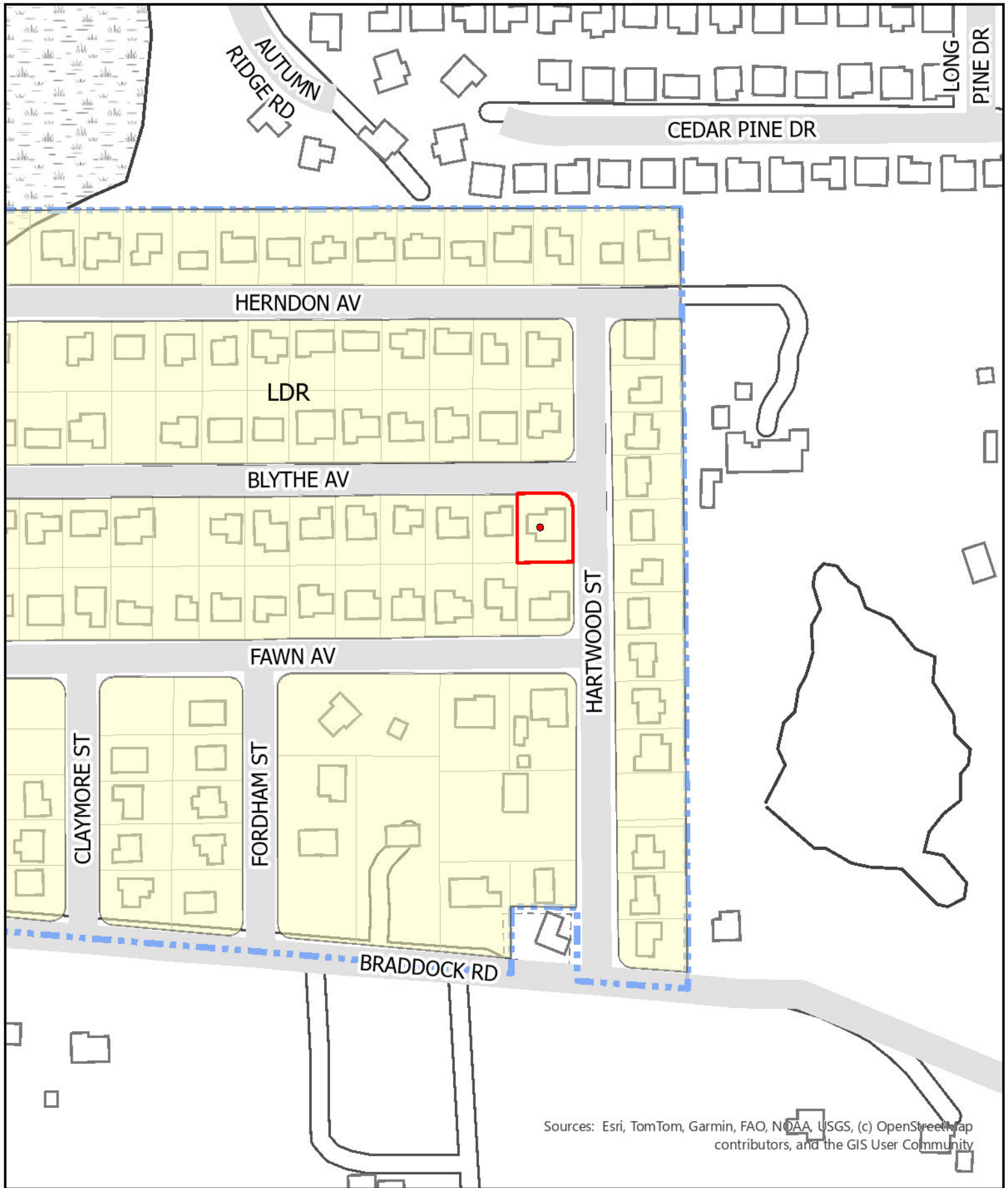
AERIAL MAP
1354 Blythe Ave.



CITY OF DELTONA PLANNING AND DEVELOPMENT SERVICES
2345 PROVIDENCE BLVD.,
DELTONA, FL, 32725
PHONE: (386) 878-8600 FAX: (386) 878-8601



- Legend**
- 1354 Blythe Ave
 - DeltonaCityBoundary




Sources: Esri, TomTom, Garmin, FAO, NOAA, USGS, (c) OpenStreetMap contributors, and the GIS User Community

FUTURE LAND USE MAP

1354 Blythe Ave.

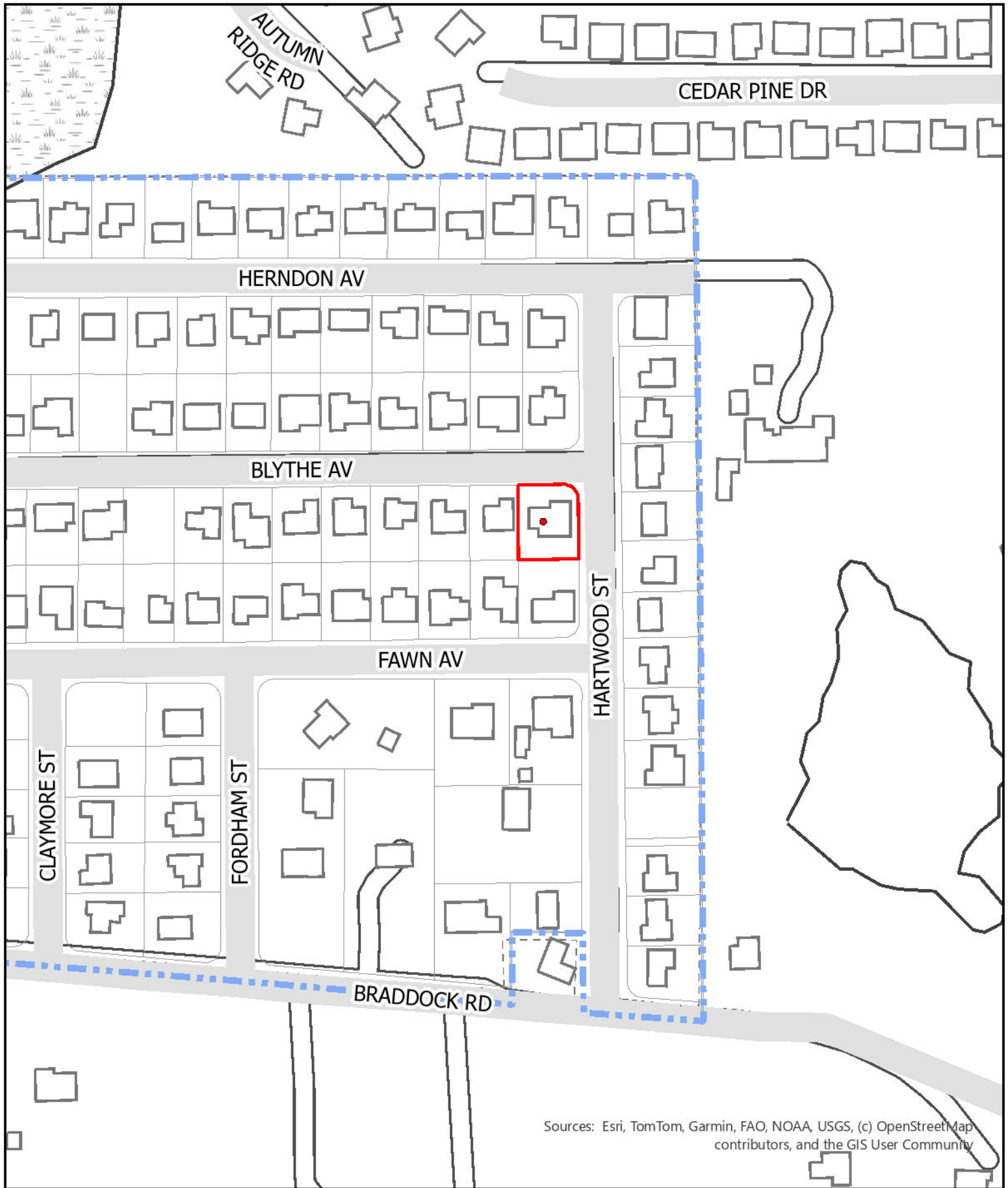


CITY OF DELTONA PLANNING AND
DEVELOPMENT SERVICES
2345 PROVIDENCE BLVD.,
DELTONA, FL, 32725
PHONE: (386) 878-8600 FAX: (386) 878-8601



Legend

- 1354 Blythe Ave
- Deltona City Boundary
- RESIDENTIAL LOW DENSITY (0 - 6 UNITS / ACRE)




Sources: Esri, TomTom, Garmin, FAO, NOAA, USGS, (c) OpenStreetMap contributors, and the GIS User Community

LOCATION MAP

1354 Blythe Ave.

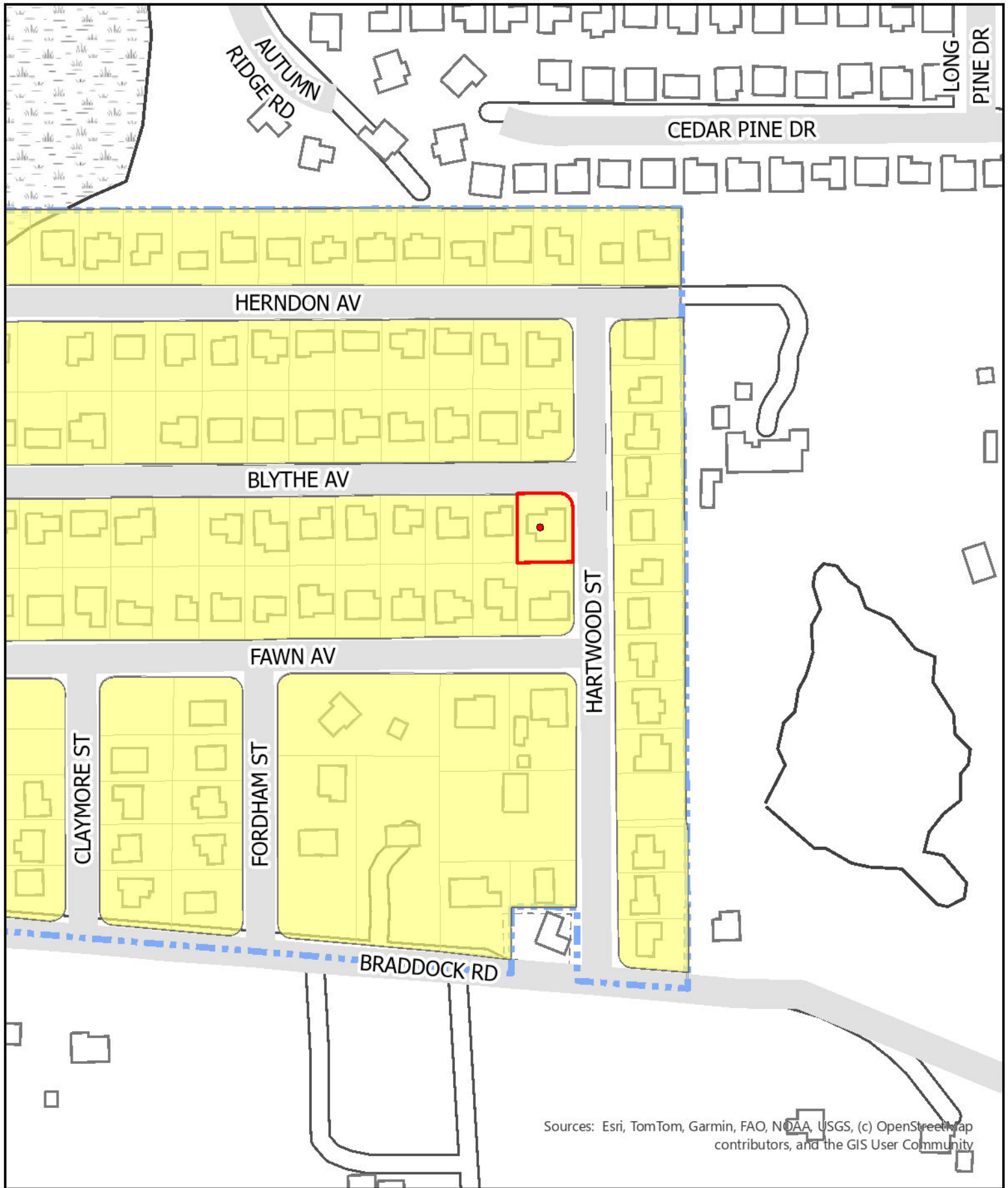


CITY OF DELTONA PLANNING AND
DEVELOPMENT SERVICES
2345 PROVIDENCE BLVD.,
DELTONA, FL, 32725
PHONE: (386) 878-8600 FAX: (386) 878-8601



Legend

- 1354 Blythe Ave
- DeltonaCityBoundary




Sources: Esri, TomTom, Garmin, FAO, NOAA, USGS, (c) OpenStreetMap contributors, and the GIS User Community

ZONING MAP
1354 Blythe Ave.



CITY OF DELTONA PLANNING AND
DEVELOPMENT SERVICES
2345 PROVIDENCE BLVD.,
DELTONA, FL, 32725
PHONE: (386) 878-8600 FAX: (386) 878-8601



Legend

- 1354 Blythe Ave
- Deltona City Boundary
- R1-A